

Mai-13

## RESUMO CLIMATOLÓGICO MENSAL DE MAIO

### Rego D'Água; Freguesia : Seixo - Mira ; Portugal

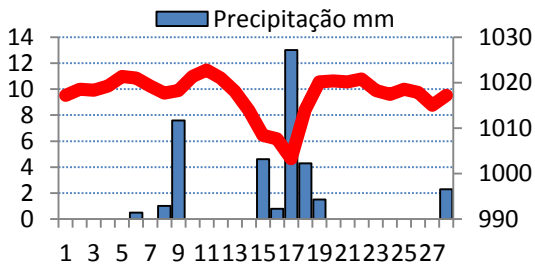
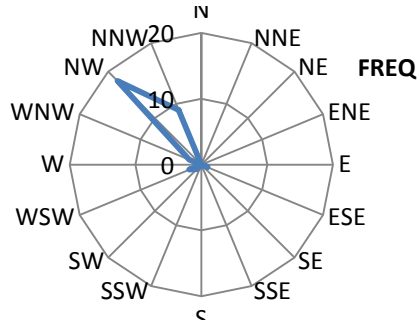
**Altitude: 25 m; LAT: 40° 27' 08" N ; LONG: 8° 43' 35" W**

**Rumos dominantes; Pressão atmosférica (hPa = mb)**

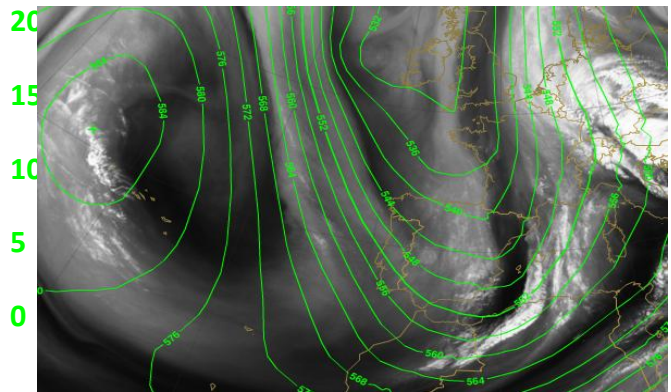
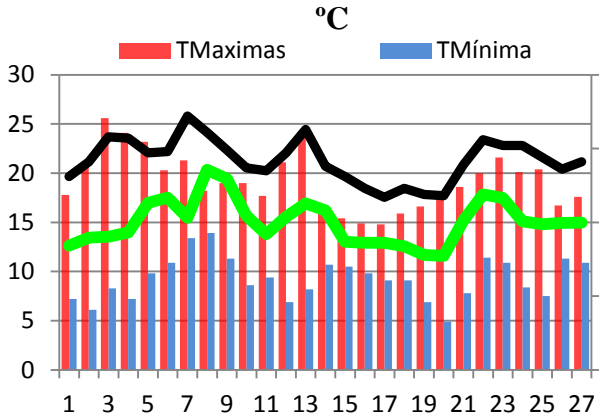
**Temperaturas (°C); Precipitação (mm); Velocidade do vento (m/s);**

DAY	TEMP Media °C	TEMP Maxima °C	DIA Ocorr	TEMP Mínima °C	DIA Ocorr	TEMP Orvalho °C	PRESÃO hPa	VENT Preciç mm	VENT Veloc m/s	DIA Máxi m/s	Ocorr	RUMO Domi -----
1	13.1	17.8	13:00	7.2	06:30	8.4	1017.2	0	1.6	9.8	16:50	NNW
2	14.1	20.7	12:00	6.1	06:50	9.0	1018.6	0	0.8	7.2	16:40	NW
3	15.8	25.6	12:40	8.3	05:10	9.0	1018.4	0	1	7.6	17:30	NW
4	15.7	24.1	11:20	7.2	06:10	9.3	1019.3	0	0.9	7.6	15:00	NW
5	14.7	23.2	12:40	9.8	06:50	11.3	1021.3	0	0.7	8.5	12:50	NW
6	14.8	20.3	15:20	10.9	02:40	11.7	1021.0	0.5	0.8	6.7	17:30	ESE
7	17.2	21.3	14:40	13.4	02:40	10.3	1019.2	0	1.3	8	08:40	SW
8	16.1	18.2	14:40	13.9	08:20	13.6	1017.7	1	0.5	4	09:30	WNW
9	14.9	19	16:00	11.3	00:00	13.0	1018.3	7.6	1.3	8	16:10	NW
10	13.7	19	11:50	8.6	04:10	10.4	1021.4	0	1.6	9.8	19:00	NW
11	13.5	17.7	13:50	9.4	06:40	9.2	1022.7	0	2.7	13	18:40	NNW
12	14.7	21.1	13:20	6.9	06:40	10.4	1021.0	0	1.5	10.7	18:00	NW
13	16.3	23.8	11:10	8.2	06:40	11.3	1018.1	0	1.3	8.9	17:50	NW
14	13.8	16.4	14:10	10.7	03:00	10.8	1013.9	0	2.6	13	12:30	NW
15	13.1	15.4	14:40	10.5	06:40	8.7	1008.4	4.6	4.4	15.6	11:10	NNW
16	12.3	14.9	12:00	9.8	06:30	8.6	1007.6	0.8	2.1	9.8	15:30	WNW
17	11.7	14.8	12:00	9.1	01:40	8.6	1003.2	<b>13</b>	1.9	10.7	11:30	NW
18	12.3	15.9	17:20	9.1	05:30	8.4	1014.1	4.3	2.1	10.3	15:40	NW
19	11.9	16.6	13:50	6.9	06:30	7.8	1020.2	1.5	0.9	8	15:40	NW
20	11.8	17.7	11:40	4.9	06:20	7.7	1020.4	0	1.8	13	17:20	NNW
21	13.9	18.6	12:10	7.8	06:30	10.1	1020.2	0	1.5	8.5	18:10	NW
22	15.6	20	10:50	11.4	06:40	11.9	1020.8	0	1.1	8	16:40	NW
23	15.2	21.6	13:50	10.9	03:10	11.6	1018.2	0	1.6	10.7	16:50	NNW
24	15.2	20.1	13:20	8.4	06:30	10.1	1017.4	0	2.1	13.4	17:50	NNW
25	14.4	20.4	10:40	7.5	06:20	9.9	1018.5	0	1.4	9.8	16:50	NW
26	13.6	16.7	15:00	11.3	00:40	10.0	1017.9	0	2.1	10.7	17:10	NW
27	14.1	17.6	13:20	10.9	04:20	10.0	1015.0	0	1.7	7.6	11:10	NW
28	13.6	16.4	15:10	11.4	03:10	9.0	1017.2	2.3	3.1	13	15:40	NNW
29	13.3	15.9	11:00	11.4	08:30	10.9	1020.7	1.8	2.5	9.8	14:50	NW
30	13.6	17.6	14:20	8.8	05:50	9.9	1022.3	0	3.1	13	18:10	NNW
31	14.8	18.8	18:10	7.9	06:30	10.8	1022.3	0	2.6	15.2	19:00	NNW
	14.2	18.9		9.4		9.9	1022.3	37.4	1.8	11.6		NW
	10.774 1022.3											
Media	14.2	18.9		9.4		10.9	1022.1	1.2	1.8	10.0	N	0
Máxima	17.2	25.6		13.9		13.6	1022.7	13.0	4.4	15.6	NNE	0
Mínima	11.7	14.8		4.9		7.7	1003.2	0.0	0.5	4.0	NE	0
Acumulad	438.8	587.2		289.9		311.4		37.4	54.6	310	ENE	0

Max ≥ 32.0	0.0	0.0	0.0	0.0	0.0	31.0				E	0
Min ≤ 0.0	0.0	0.0	0.0	0.0	0.0	0.0				ESE	1
Min ≤ -18.0	0.0	0.0	0.0	0.0	0.0	0.0				SE	0
Prec. > 0.2 mm							10			SSE	0
Prec. > 2 mm							5.0			S	0
Prec. > 0 mm							10.0			SSW	0
Prec. > 20 mm							0.0			SW	1
Prec. = 0							21.0			WSW	2
										W	0
										WNW	2
										NW	18
										NNW	9



W	0
WNW	2
NW	18
NNW	9



<http://www.eumetrain.org/eport/view.php?width=1280&height=800&date=2013051612&region=euro>